



# LMP 308i

## Separable Precision Stainless Steel Probe

### Stainless Steel Sensor

accuracy according to IEC 60770:  
0.1 % FSO

Precision  
Stainless Steel Probe

**LMP 308i**

#### **Nominal pressure**

from 0 ... 4 mH<sub>2</sub>O  
up to 0 ... 250 mH<sub>2</sub>O

#### **Special characteristics**

- ▶ diameter 35 mm
- ▶ cable and sensor section separable
- ▶ excellent accuracy
- ▶ communication connector for adjustment of offset, span and damping
- ▶ thermal error in compensated range -20 ... 70 °C: 0.2 % FSO  
TC 0.02 % FSO / 10K

#### **Optional versions**

- ▶ IS-version zone 0
- ▶ cable protection via corrugated pipe
- ▶ mounting accessories as cable gland and terminal clamp in stainless steel
- ▶ different kinds of cable
- ▶ different kinds of elastomers



The separable precision stainless steel probe LMP 308i is designed for continuous fill level and level measurement of water and liquid mediums.

The signal processing of sensor signal is done by digital electronics with 16-bit analog digital converter. Consequently it is possible to conduct an active compensation of sensor intrinsic deviations from normal condions like nonlinearity and thermal error.

In order to facilitate stock-keeping and maintenance the transmitter body is plugged to the cable assembly with a connector and can be changed easily.

#### **Preferred areas of use are**

##### Water



- ground water level measurement
- depth or level measurement in wells and open waters
- rain spillway basin
- level measurement in container

##### Sewage



- water treatment plants
- waste water treatment
- water recycling
- activated return sludge pump station



# LMP 308i

Precision Stainless Steel Probe

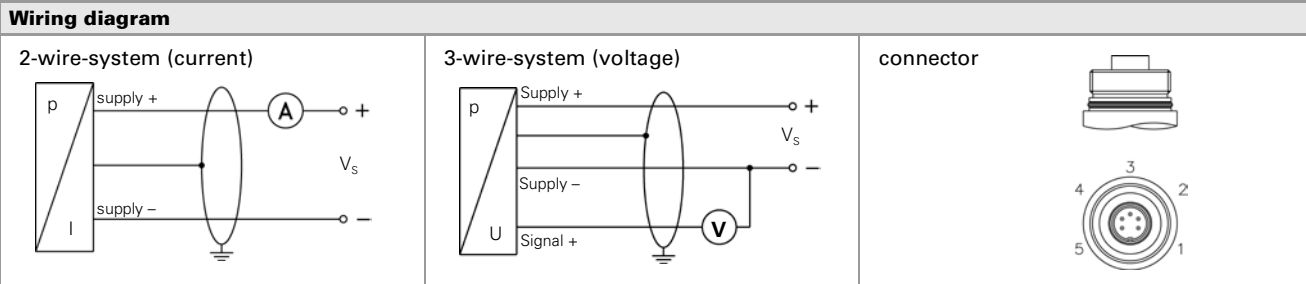
Technical Data

Input pressure range <sup>1</sup>							
Nominal pressure gauge [bar]	0.40	1	2	4	10	20	
Level [mH <sub>2</sub> O]	4	10	20	40	100	200	
Overpressure [bar]	2	5	10	20	40	80	
Burst pressure [bar]	3	7.5	15	25	50	120	
<sup>1</sup> On customer request we adjust the device within the turn-down-possibility by software on the required pressure range.							
Output signal / Supply							
Standard	2-wire: 4 ... 20 mA / V <sub>S</sub> = 12 ... 36 V <sub>DC</sub> with RS-232 communication interface						
Option IS-protection	2-wire: 4 ... 20 mA / V <sub>S</sub> = 14 ... 28 V <sub>DC</sub>						
Options	3-wire: 0 ... 10 V / V <sub>S</sub> = 14 ... 36 V <sub>DC</sub>						
Performance							
Accuracy	IEC 60770 <sup>2</sup> : ≤ ± 0.1 % FSO						
Performance after turn-down (TD)	no change of accuracy <sup>3</sup> formula for accuracy calculating (for nominal pressure gauge ≤ 0.40 bar see note 3): ≤ ± [0.1 + 0.015 x turn-down] % FSO with turn-down = nominal pressure range / adjusted range e.g. following accuracy can be calculated for turn-down 1:10: ≤ ± (0.1 + 0.015 x 10) % FSO viz. the accuracy is ≤ ± 0.25 % FSO						
Permissible load	current 2-wire: R <sub>max</sub> = [(V <sub>S</sub> - V <sub>S min</sub> ) / 0.02 A] Ω voltage 3-wire: R <sub>min</sub> = 10 kΩ						
Influence effects	supply: 0.05 % FSO / 10 V load: 0.05 % FSO / kΩ						
Long term stability	≤ ± (0.1 x turn-down) % FSO / year						
Response time	ca. 200 msec						
Adjustability	following parameters can be adjusted (interface / software needed <sup>4</sup> ) electronic damping: 0 ... 100 sec offset: 0 ... 90 % FSO turn-down of span: max. 1:10						
<sup>2</sup> accuracy according to IEC 60770 – limit point adjustment (non-linearity, hysteresis, repeatability)							
<sup>3</sup> nominal pressure gauges ≤ 0.40 bar are excluded; for these the calculation of accuracy is as follows: ≤ ± (0.1 + 0.02 x turn-down) % FSO e.g. turn-down 1:3: ≤ ± (0.1 + 0.02 x 3) % FSO viz. the accuracy is ≤ ± 0.16 % FSO							
<sup>4</sup> software, interface and cable must separate be ordered (software is compatible with Windows <sup>®</sup> 95, 98, 2000, NT from version 4.0 or higher and XP)							
Thermal effects (Offset and Span)							
Tolerance band [% FSO]	≤ ± (0.2 x turn-down) in compensated range -20 ... 70 °C						
TC [% FSO / 10 K]	± (0.2 x turn-down) in compensated range -20 ... 70 °C						
Permissible temperatures	medium: -20 ... 70 °C storage: -25 ... 70 °C electronics / environment: -25 ... 65 °C						
Electrical protection <sup>5</sup>							
Short-circuit protection	permanent						
Reverse polarity protection	no damage, but also no function						
Electromagnetic compatibility	emission and immunity according to EN 61326						
<sup>5</sup> additional external overvoltage protection unit in terminal box KL 1 or KL 2 with atmospheric pressure reference available on request							
Electrical connection							
Cable with sheath material <sup>6</sup>	PVC	(-5 ... 70 °C)	grey				
	PUR	(-20 ... 70 °C)	black				
	FEP	(-20 ... 70 °C)	black				
	others on request						
<sup>6</sup> cable with integrated air tube for atmospheric pressure reference							
Materials (media wetted)							
Housing	stainless steel 1.4404 (316L)						
Seals	FKM, EPDM, others on request						
Diaphragm	stainless steel 1.4435 (316L)						
Protection cap	POM						
Explosion protection (only for 4 ... 20 mA / 2-wire)							
Approval DX19-LMP 308 i	IBExU10ATEX1068X zone 0: II 1 G Ex ia IIC T4 Ga; zone 20: II 1 D Ex iaD 20 T 85°C						
Safety technical maximum values	U <sub>i</sub> = 28 V, I <sub>i</sub> = 93 mA, P <sub>i</sub> = 660 mW, C <sub>i</sub> ≈ 0nF, L <sub>i</sub> ≈ 0μH						
Permissible media temperature	in zone 0: -20 ... 60 °C with p <sub>atm</sub> 0.8 bar up to 1.1 bar in zone 1 or higher: -20 ... 70 °C						
Connecting cables (by factory)	cable capacitance: signal line/shield also signal line/signal line: 160 pF/m cable inductance: signal line/shield also signal line/signal line: 1 μH/m						
Miscellaneous							
Current consumption	signal output current: max. 25 mA						
Weight	approx. 250 g (without cable)						
Ingress protection	IP 68						
CE-conformity	EMC Directive: 2004/108/EC						

# LMP 308i

Precision Stainless Steel Probe

Technical Data



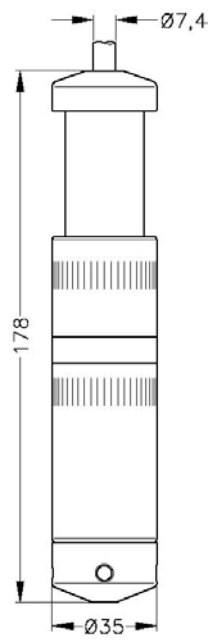
**Pin configuration**

Electrical connection	Binder series 723 <sup>7</sup> (5-pin)	cable colours (DIN 47100)
Supply +	3	wh (white)
Supply -	1	bn (brown)
Shield	5	gn/ye (green / yellow)

<sup>7</sup> in separated version

**Dimensions (in mm)**

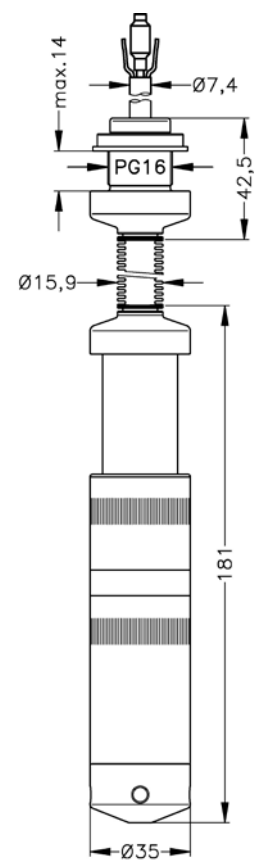
**standard**



**option**



separated version

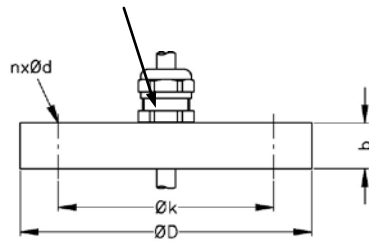
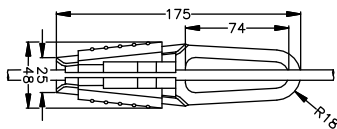



version with corrugated pipe

# LMP 308i

Precision Stainless Steel Probe

Accessories

Mounting flange with cable gland		
<b>Technical data</b>		
Suitable for	all probes	
Flange material	stainless steel 1.4404 (316L)	
Material of cable gland	standard: brass, nickel plated on request: stainless steel 1.4305 (303); plastic	
Seal insert	material: TPE (ingress protection IP 68)	
Hole pattern	according to DIN 2507	
<b>Version</b>	<b>Size (in mm)</b>	<b>Weight</b>
DN25 / PN40	D = 115, k = 85, b = 18, n = 4, d = 14	1.4 kg
DN50 / PN40	D = 165, k = 125, b = 20, n = 4, d = 18	3.2 kg
DN80 / PN16	D = 200, k = 160, b = 20, n = 8, d = 18	4.8 kg
<b>Ordering type</b>		<b>Ordering code</b>
DN25 / PN40 with cable gland brass, nickel plated		ZMF2540
DN50 / PN40 with cable gland brass, nickel plated		ZMF5040
DN80 / PN16 with cable gland brass, nickel plated		ZMF8016
<p>cable gland M16x1.5 with seal insert (for cable-Ø 4 ... 11 mm)</p> 		
Terminal clamp		
<b>Technical data</b>		
Suitable for	all probes with cable Ø 5.5 ... 10.5 mm	
Material	standard: steel, zinc plated optionally: stainless steel 1.4301 (304)	
Weight	approx. 160 g	
<b>Ordering type</b>		<b>Ordering code</b>
Terminal clamp, steel, zinc plated		Z100528
Terminal clamp, stainless steel 1.4301 (304)		Z100527
		
Display program		
<p><b>CIT 200</b> Process display with LED display</p> <p><b>CIT 250</b> Process display with LED display and contacts</p> <p><b>CIT 300</b> Process display with LED display, contacts and analogue output</p> <p><b>CIT 350</b> Process display with LED display, bargraph, contacts and analogue output</p> <p><b>CIT 400</b> Process display with LED display, contacts, analogue output and Ex-approval</p> <p><b>CIT 600</b> Multichannel process display with graphics-capable LC display</p> <p><b>CIT 650</b> Multichannel process display with graphics-capable LC display and datalogger</p> <p><b>CIT 700</b> Multichannel process display with graphics-capable TFT monitor, touchscreen and contacts</p> <p><b>PA 440</b> Field display with 4-digit LC display</p>		
<p>For further informations please contact our sales department or visit our homepage: <a href="http://www.bdsensors.com">http://www.bdsensors.com</a></p> 		

This data sheet contains product specification, properties are not guaranteed. Subject to change without notice.

LMP308i\_E\_010711

Telefon +49 (0) 92 35 / 98 11- 0  
Telefax +49 (0) 92 35 / 98 11- 11

www.bdsensors.com  
info@bdsensors.de

**BD | SENSORS**<sup>®</sup>  
pressure measurement